

CSAM – Activating digital keys

What do you need to activate a digital key?

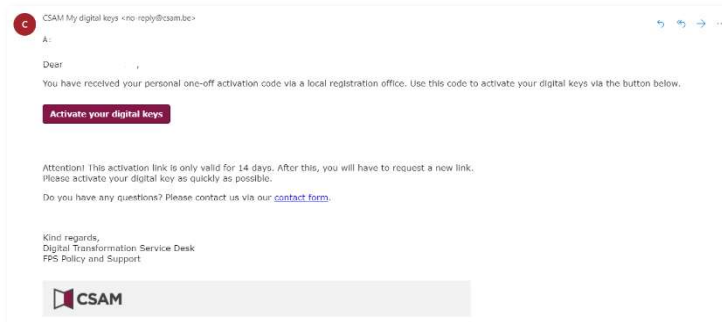
What you need

1. Activation link, sent by email
2. Activation code, delivered on paper

Activating digital keys

Activation link

1. Check the letterbox related to the E-mail address provided when registering.
2. Open the e-mail entitled "CSAM - My digital keys: activation". Click on the button **Activate your digital keys**
3. Continue to next step "activation code"



Activation code

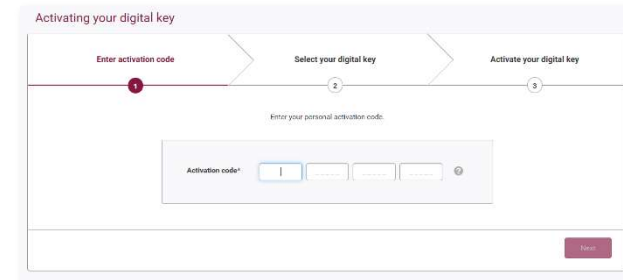
1. After opening the activation link, the applicant must enter the activation code that was given on paper. Enter the activation code
2. Click on **Next**
3. Continue to the next step "Activating a digital key"

Activating a digital key

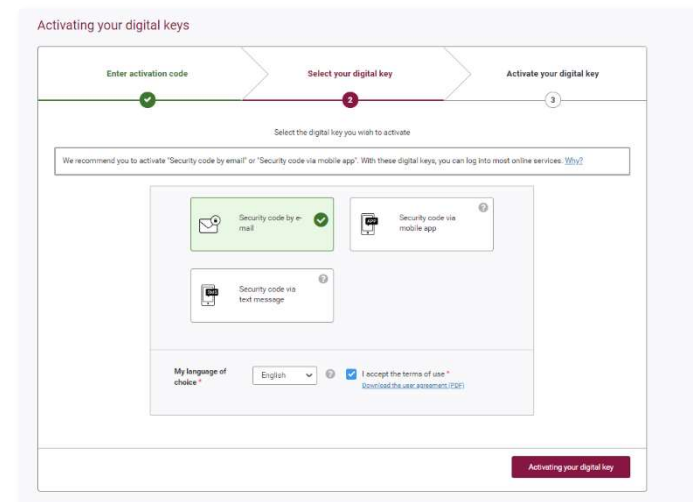
Après After correctly entering the activation code, the applicant can activate a digital key. Three types of digital keys are possible:

1. Mobile application
2. Security code via SMS
3. Security code by email

You must select a numeric key of your choice, accept the terms of use and click on **Activate the digital key**.



Activate the digital key "security code by email"



Creation of username and password

After choosing a digital key, you must enter a user name and a password.

1. Enter the username
2. Enter the password

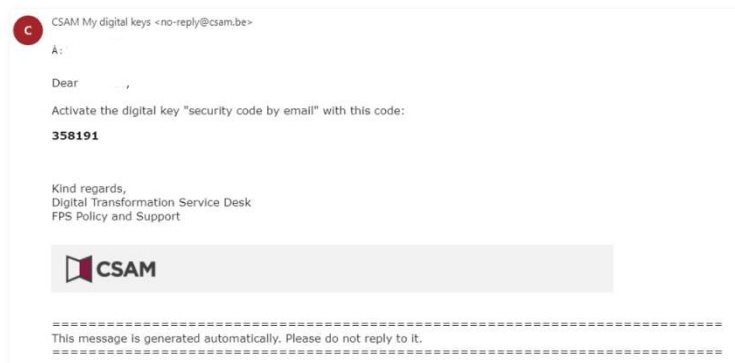
CSAM – Activating digital keys

3. Repeat the password

4. When all the data has been entered, click on, click on **Next**.

Go to your personal mailbox

You have received an e-mail from "CSAM My Digital Keys" containing an activation code.



Activating the digital key "Security code by email"

Please enter the activation code in the box provided and click on **Next**.

The digital key "Security code by email" has been activated.

Links

Manage your digital keys yourself: <https://iamapps.belgium.be/sma>

Help center : <https://sma-help.bosa.belgium.be/en>

Helpdesk My digital keys: 02 740 79 92

servicedesk.dto@bosa.fgov.be

eID helpdesk: 02 518 21 16

helpdesk.belpic@rrn.fgov.be